


















SPA Art and Design – End Goals





	FS0	FS1	FS2	Y1	Y2	Y3	Y4	Y5	Y6
Autumn 1 PAINTING	People who help us / Families	People who help us / Families	Our community: us, family, friends, Aston, people who help us	Space / Seasons	Awesome Aston	Stone Age	The Romans (Electricity)	Tudors	WW2
Artist Study		Jackson Pollock (American) Modern Art	Alberto Giacometti (Swiss Painter, Sculptor and Printmaker) Modern Art	Peter Thorpe – Space (American) Abstract, Modern Art		Paul Klee – (Swiss-German) Modern Art (Also show examples of stone age artwork – timeline)	Show Classical Roman Art - timeline	Vincent Van Gogh (Dutch) Realism Art Compare to Claude Monet. How is mood created? 'Starry Night over the Rhone'.	Henry Moore (British) Modern Art
Painting End Goal	<p>Make marks intentionally – use different materials to use all their senses – mouth laminates with whiteboard pens</p> <p>Make simple models to express their ideas. Introduce colours.</p> <p>Hand printing vehicles – emergency services. Army men- lollipop sticks and eyes / camouflage and pipe cleaners.</p>	<p>Naming primary colours and introducing secondary colours.</p> <p>Create a paint-splattered creation inspired by Jackson Pollock. Making faces and people with different materials.</p> <p>Ready Mix paint, big brushes.</p> <p>Block paint mix Powder Paint – later in the year.</p> <p>Observational art – flowers. Painting on the rack. Wash hands.</p> <p>Thick brushes Thin brushes. Hand over hand.</p>	<p>Name and use primary colours.</p> <p>Paint a self-portrait and explain the features of their creation.</p>	<p>Produce a solar system / rocket landscape in the style of the artist. Demonstrate line & shape through brush choices & taught techniques: stippling & dry brush.</p> 	<p>Poppy Field Remembrance Day art. Wash background and watercolour techniques learnt applied in final piece.</p> <p>Watercolour baubles – Christmas Cards</p>	<p>Stonehenge landscape using watercolour techniques learnt (wash, glazing and layering). Apply tints, tones and shades.</p>	<p>Acrylic landscape scene including Hadrian's Wall. Intricate detail and texture.</p> 	<p>City Reflection scene with atmospheric mood through colour palette. Watercolour / Acrylic mix</p> 	<p>Linked to History – WW2. Moore inspired emotive artwork using watercolours / acrylics / p.paints and carefully chosen colour palette to convey mood.</p> 

Autumn 2 DRAWING – LANDSCAPE / ARCHITECTURE	Let's celebrate - festivals	Let's celebrate - festivals	Celebrations: Bonfire Night / Diwali / Christmas, Remembrance / Hannukkah, Autumn.	Toys (History)	London's Burning	Stone Age	Europe (Classification)	Survival around the World / Life Cycles	Crime and Punishment
Artist Study			Wassily Kandinsky (Russian) Abstract, Modern Art (circles)	Lydia Monks (British illustrator) Contemporary Art	Claude Monet (Realism - Impressionist) French		Antoni Gaudi (Architect & Designer) Modernist	A) Zaha Hadid (Architect & Designer) B) Zoria Forman https://www.zariaforman.com/about	Banksy
Drawing End Goal	Make marks with meaning and different media Cut out the Sponge in the shape of a mouth and print - linked to dentist.	Showing different emotions in their drawings / paintings. Pencil, crayon, wax crayon, ruler, chalk.	Pencil, crayon, felt tip, chalk Rangoli Patterns	Create an illustration for a written story in the style of Lydia Monks	Viewfinder drawing of a burning building – charcoal, pastel, chalks using techniques inspired by Monet for atmosphere and colour	Sketch and decorate a more abstract exploding volcano using gradient shading, tones, textures and apply the skills learnt. May incorporate some mixed media eg: charcoal, crayon	Building / landscape scene inspired by Gaudi that includes overlapping features i.e buildings / trees	A) Pencil Tonal Sketch of a designed building that has movement in the design – influence by Zaha Hadid's artwork. Include Textural skills and gradient shading. B) Pastel / Chalks – scene linked to 4 elements of nature – air / water / earth / fire. Create movement and realism in the techniques and skills applied.	Graffiti-inspired artwork with a key message - one point / two point perspective architecture

Spring 1 SCULPTURE		Around the World	Around the World	Healthy Bodies	Healthy Heroes	Iron Age	South America (Anglo Saxons)	Victorians	Plastic Pollution
Artist Study		Alma Thomas (American) Realism Playdough - Chinese New Year Dragon (pipe cleaners, eyes, matchsticks)				Compare Juan Miro & Anthony Gormley (Spanish, Modern Sculptor & British, Contemporary sculptor) Show classical Iron Age artwork			Barbara Hepworth (British) Modern Art
Sculpture End Goal	Exploring paint using fingers and other parts of their bodies. Black and white paper. Tools – brushes, sticks, rollers. Chinese New Year activities- Chinese writing, money wallets and coins. Fruit printing.	Play Dough / Sand Moulds / Baking	Create Clay Penguins / Butterflies demonstrating sphere, cylinder and flat rolled shapes	Linked to healthy eating – root vegetables & growth. Children create a plant pot by cutting clay using tools, make cylinders with the clay and use these to make a coil pot. 	Fruit Bowl Pinch Pot – spheres and cylindrical shapes evident in fruit.	Clay Iron Man Figures – full bodies	Spiral coil clay pot inspired by South American textile patterns. 	Linked to History topic – Victoria homes - clay tile with carved and additional clay added on. Textured details to be evident eg: roof tiles, windows, cobblestones. 	Clay hollow forms linked to the history topic of crime and punishment  

Spring 2 PRINTING		Animal Kingdom	Animal Kingdom	Castles	Life Cycles	Iron Age	Biomes	The Caribbean	Magical Maya
Artist Study					Andy Warhol (American) Modern, Pop Art		Henri Roussea (French) Post- Impressionism	No Artist Study – consider sharing Caribbean artist Sheena Rose as inspiration.	
Printing End Goal	<p>Ramadan art and ladybirds. – paper , paint and mark making.</p> <p>Exploring using fingers and other body parts.</p> <p>Print using bubble wrap to make honeycomb and use finger prints to make the bees.</p>	Printing stamps eg: potato stamps / fruit stamping	Use materials around them to print with to create a minibeast themed creation	<p>Use classroom objects to create a printed castle. Eg: Lego pieces, construction bricks, etc.</p> 	<p>Collagraph print (using collage materials: cardboard, string, tissue paper, leaves, etc) of a chosen animal out in the wild</p> 	<p>Linked to science – flowers / nature. Children create their own blocks (using string) and use them to print two colour layers.</p> 	<p>Polystyrene Tile – carved outline of a pattern that is a predominant focus in Biome Boxes eg: leaf and tree print for the background. Repeated print on different coloured backgrounds.</p> 	<p>Polystyrene Tile – carved outline of Caribbean inspired patterns and culture applying texture and depth of colour.</p>  	<p>Does art always have to belong in a gallery? Produce a 2 stencil screen print – not linked to the topic – rainforest - animal</p>  

Summer 1 DRAWING - PORTRAIT		Our Wonderful World	Growing / Plants	Plants and Animals	Inventors / Inventions (Transport)	Ancient Egyptians	Vikings (Sound)	Ancient Greeks	
Artist Study		Karla Gerard (American) Contemporary Art				Frida Kahlo (Mexican) Modern Art Also show Ancient Egyptian artwork - timeline		No Artist Study – show Ancient Artwork from the Greek period - timeline	Stephen Wiltshire Contemporary Art (British Architectural Illustrator) (Neurodiverse)
Drawing: Portrait End Goal	Use their imagination to think of what they can do with simple materials to express ideas. Observational Sunflowers Make simple models. PVA glue and free choice activities. Making cars / buses from box models. Bottles and tubes to make rockets.	Name the circles and squares. Create a piece of artwork using bright colours and known shapes. In provision – children secure their drawing skills from Autumn 2. Drawing flower from observation.	Draw a pirate – pastels, chalks, pencil Head, body, arms, legs and facial features.	Not linked to topic Observational drawing of a peer: neck, head, body, legs and arms and facial features.	Sketched portrait of an inventor – full body with shoulders and waist.	Pharaoh Portraits Proportions becoming more realistic and taken into account. Hands should not look like flowers.	Viking Portrait (full body proportions in more proportion)	Full body soldier – proportion and portraiture features Hoplite / Spartan / Athenian / Barbarian – in motion.	Portraits – sketching and shading.

Summer 2 COLLAGE		Sea Adventures	Sea Adventures	Explorers (Geog)	Kenya	Ancient Egyptians	Location (York)	Space	Power / Renewable & Mapwork
Artist Study			Andy Goldsworthy (British) Sculptor Contemporary Art	Eloise Renouf (British) Artist, Designer and Craftmaker	Laura Yager (American) Contemporary Art		Camille Pissaro (Danish- French) Impressionism / Landscapes	Giuseppe Arcimbaldo (Italian) Renaissance	
Collage End Goal	Seaside – sand, glue, paint. Paper-plate faces exploring feelings	Create a collage using a range of different textured materials. Pirates / Sea Transport / Rainbow fish – scales. Sequins, shiny papers, corrugated card Cutting and make own pieces, other will make pre-prepared pieces.	Create a seasonal collage using materials from nature and be able to say what they have made and how. 	Create a collage of a mode of transport for exploring. Use year appropriate collage techniques – see guide. 	Produce a Safari Animal – one of the big 5 – in the style of Laura Yager. Children. Children cut carefully materials and stick along glue lines. 	Egyptian Headdresses Children to use a wide range of materials to create headdresses, overlapping materials and thinking about colours and textures for a desired outcome. 	Create a collage of a feature in York, eg: street scene, York Minster, etc. Include a combination of self-made creations (stone wall textured painting) and also chosen materials and images (cut out of magazines / tissue paper, etc)	Not linked to topic. Transition Art to bring to the final Y6 transition day – Who am I? Identity-themed based on interests, likes. Create their own background page rather than cutting from a made source (eg: paint textured patterns for their backgrounds) Make all aspects from collaged materials rather than tacking on full images.	Collage using recycled materials – cardboard / paper / plastic / bags. Larger scale

Additional Artist consideration

- David Hockney
- Pete McKee
- Georgia O'Keefe
- Pablo Picasso
- L.S. Lowry
- Yayoi Kusama